












36 425 892




- cover plate Ø 150 mm
- temperature control handle with safety limit stop at 38°C
- hot water temperature limiter, can be preset

	Chrome	36 425 892-00
	Brushed Platinum	36 425 892-06
	Platinum	36 425 892-08
	Dark Chrome	36 425 892-19
	Brushed Durabronze (23kt Gold)	36 425 892-28
	Matte Black	36 425 892-33
	Brushed Champagne (22kt Gold)	36 425 892-46
	Champagne (22kt Gold)	36 425 892-47
	Brushed Chrome	36 425 892-93
	Brushed Dark Platinum	36 425 892-99


Required miscellaneous

	<b>Concealed thermostat -</b> •max. recess depth 136 mm •min. recess depth 80 mm	35 425 970 90
---	--	---------------


Required miscellaneous

	<b>Concealed thermostat with built-in isolators -</b> •max. recess depth 136 mm •min. recess depth 80 mm	35 426 970 90
---	--	---------------


Required miscellaneous

	<b>xGRID Installation track 555 mm -</b>	12 360 970 90
---	--	---------------

Required miscellaneous

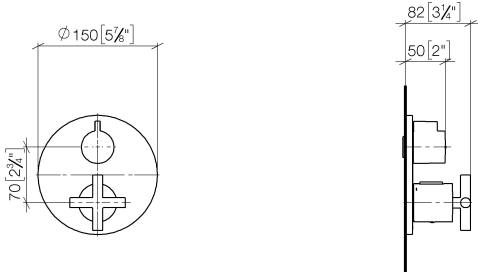
	<b>Concealed thermostat -</b> •max. recess depth 136 mm •min. recess depth 80 mm	35 425 970 90
---	--	---------------

Recommended miscellaneous

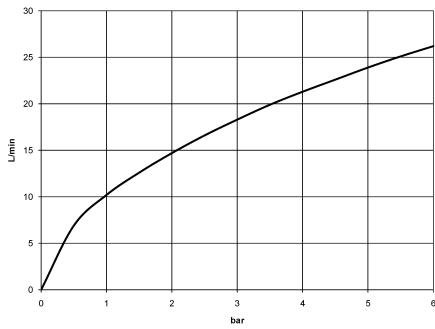
	<b>xGRID Attachment set for integrating in the dry wall construction -</b>	12 340 970 90
---	--	---------------

36 425 892

mm [inches]



Flow rate chart



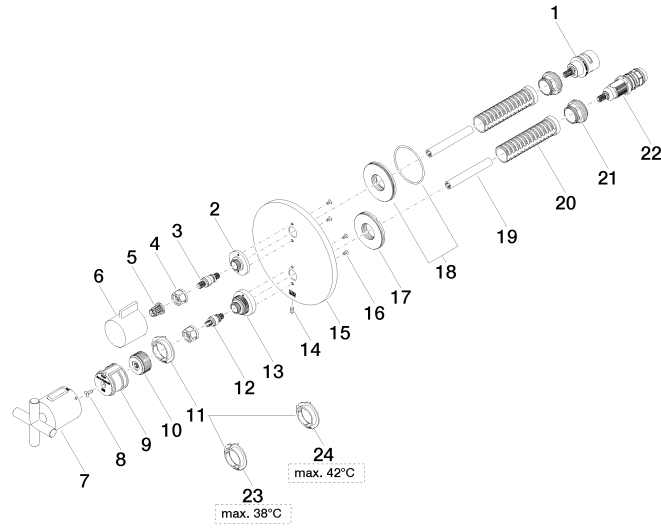
Certificates

LGA\_19385.

LGA\_19384.

WRAS\_1906098.

36 425 892



36 425 892

Spare parts list

No.	Item Number	Name	Quantity used	Delivery time
1	90 90 03 166 00 90	top	1	2
2	09 12 12 053-00	base	1	10
3	04 29 06 111 01-00	spindle	1	10
4	90 23 30 023 00 90	nut	2	2
5	90 12 12 002 00 90	fixing cap	1	2
6	09 20 67 006-00	handle	1	10
7	90 17 33 022 00-00	handle	1	10
8	90 30 30 124 00 90	screw	1	2
9	90 12 12 052 00 90	base	1	2
10	09 12 12 054 90	base	1	2
11	09 28 10 187 90	regulator	1	2
12	04 29 06 024 01-00	spindle	1	10
13	09 12 12 051-00	base	1	10
14	09 31 11 134 90	pin	1	2
15	09 11 02 242-00	plate	1	10
16	09 30 30 157 90	screw	4	2
17	09 30 01 296 90	disc	1	2
18	90 30 01 190 00 90	disc	1	2
19	90 23 01 124 00 90	sleeve	2	2
20	90 18 40 077 01 90	spindle	2	2
21	09 24 04 257 90	nut	2	2
22	90 15 02 013 00 90	cartridge	1	2
23	09 28 10 188 90	regulator	1	2
24	09 28 10 189 90	regulator	1	2